

ADLERSHOF CON.VENT. // SCIENCE AND TECHNOLOGY PARK

[Link to meeting guide Berlin](#)


Berlin-Adlershof has been a beacon of the Spirit of Innovation for more than 100 years: once the cradle of German Aviation, Adlershof now Looks back on 10 years as one of the largest Technology parks in Europe and the most important Location for science, Business and media in Berlin. Close to Berlin`s future Airport, an area of 420 hectares is home to ten non-University Research Institutes, 6 Institutes of Humboldt University, and over 1000 companies and other businesses. The density of entrepreneurs, scientists, founders and students is unparalleled.

Your event will benefit from this inspiring environment!

EVENT SPACES


 max. room dimension up to 550.00m²

11 Event spaces total

 max. room height up to 12m


 Exhibition space from 38 to 1500m²


 Room area

 Room height




 Welcome reception

 Banquet




 Classroom

 Arrange seating in rows

Bunsen-Saal

414m ² 	6.00m 	600 	200 	250 	450 
----------------------------------------------------------------------------------------------------------	----------------------------------------------------------------------------------------------	--------------------------------------------------------------------------------------------	--------------------------------------------------------------------------------------------	----------------------------------------------------------------------------------------------	----------------------------------------------------------------------------------------------





Zuse-Saal (Souterrain)

310m ² 	3.00m 	350 	n.a. 	n.a. 	n.a. 
----------------------------------------------------------------------------------------------------------	----------------------------------------------------------------------------------------------	--------------------------------------------------------------------------------------------	---------------------------------------------------------------------------------------------	-----------------------------------------------------------------------------------------------	-----------------------------------------------------------------------------------------------



Hans-Grade-Saal

185m ² 	10.00m 	180 	88 	96 	140 
----------------------------------------------------------------------------------------------------------	-----------------------------------------------------------------------------------------------	--------------------------------------------------------------------------------------------	-------------------------------------------------------------------------------------------	---------------------------------------------------------------------------------------------	----------------------------------------------------------------------------------------------



Melli-Beese-Kabinett

120m ² 	4.00m 	150 	40 	30 	50 
----------------------------------------------------------------------------------------------------------	----------------------------------------------------------------------------------------------	--------------------------------------------------------------------------------------------	-------------------------------------------------------------------------------------------	---------------------------------------------------------------------------------------------	---------------------------------------------------------------------------------------------


Einstein Kabinett // Newton Kabinett

110m ² 	3.00m 	100 	n.a. 	50 	90 
----------------------------------------------------------------------------------------------------------	----------------------------------------------------------------------------------------------	--------------------------------------------------------------------------------------------	---------------------------------------------------------------------------------------------	---------------------------------------------------------------------------------------------	---------------------------------------------------------------------------------------------

Pasteur-Kabinett // Curie-Kabinett

70m ² 	3.00m 	70 	n.a. 	30 	50 
---------------------------------------------------------------------------------------------------------	----------------------------------------------------------------------------------------------	-------------------------------------------------------------------------------------------	---------------------------------------------------------------------------------------------	---------------------------------------------------------------------------------------------	---------------------------------------------------------------------------------------------

Hertz-Kabinett

112m ² 	3.00m 	100 	30 	30 	50 
--------------------------------------------------------------------------------------------------------	--------------------------------------------------------------------------------------------	------------------------------------------------------------------------------------------	-----------------------------------------------------------------------------------------	-------------------------------------------------------------------------------------------	-------------------------------------------------------------------------------------------





Meitner-Raum

38m ² 	3.00m 	n.a. 	n.a. 	14 	30 
-------------------------------------------------------------------------------------------------------	--------------------------------------------------------------------------------------------	-------------------------------------------------------------------------------------------	-------------------------------------------------------------------------------------------	-------------------------------------------------------------------------------------------	-------------------------------------------------------------------------------------------

Terrasse

750m ² 	25.00m 	1000 	n.a. 	n.a. 	n.a. 
--------------------------------------------------------------------------------------------------------	---------------------------------------------------------------------------------------------	-------------------------------------------------------------------------------------------	-------------------------------------------------------------------------------------------	---------------------------------------------------------------------------------------------	---------------------------------------------------------------------------------------------

Einstein/Newton-Kabinett

272m ² 	3.00m 	300 	100 	100 	150 
--------------------------------------------------------------------------------------------------------	--------------------------------------------------------------------------------------------	------------------------------------------------------------------------------------------	------------------------------------------------------------------------------------------	--------------------------------------------------------------------------------------------	--------------------------------------------------------------------------------------------

EQUIPMENT IN EVENT SPACES

Accessible



Air conditioned



Audio system



Fixed stage



Full darkness



In-house technical personnel



Natural light



Projection technology





WiFi in event spaces


DOWNLOADABLE MATERIAL ABOUT THE LOCATION[Broschüre Events in Adlershof.pdf](#)[Broschüre Events in Adlershof eng.pdf](#)


LOCATION & ACCESS



 **15,1 KM**
main station

 **19,1 KM**
fairground

 **21,9 KM**
airport Tegel (TXL)

 **5,2 KM**
airport Schönefeld (SXF)

CONTACT

Adlershof. Science at Work.

WISTA-MANAGEMENT GMBH, Adlershof con.vent.

Rudower Chaussee 17

D-12489 Berlin - Adlershof

<https://conventions.wista.de/veranstaltungsraeume-berlin/>

GALLERY



WISTA-MANAGEMENT
© GMBH



WISTA-MANAGEMENT
© GMBH



©