










## HOLIDAY INN BERLIN CITY-WEST

[Link zum Meeting Guide Berlin](#)

Zentrales Business-Hotel in Berlin Spandau mit besten Services

Das Holiday Inn Hotel Berlin - City West liegt nur wenige Minuten vom Flughafen Berlin-Tegel TXL entfernt und bietet beste Verkehrsanbindung an das ICC / Messe Berlin und zur Berliner City West. Helle, moderne und freundliche Hotelzimmer mit Flatscreen-TV, SKY Cinema, hochwertige Matratzen sowie ein freundlicher und engagierter Hotel-Service erwarten unsere Gäste. Hotelparkplätze, die Nähe zur Autobahn A100 und die U-Bahnstation (Linie U7) nah am Holiday Inn Hotel Berlin City West sind beste Voraussetzungen für einen entspannten Aufenthalt in der deutschen Hauptstadt.

### VERANSTALTUNGSRÄUME

 max. Raumgröße bis 704m²	18 Veranstaltungsräume	
 max. Raumhöhe bis 3,30m	 Ausstellungsflächen von 30 bis 1701m²	
 Raumgröße	 Raumhöhe	 Empfang
 Bankett	 Parlamentarische Bestuhlung	 Reihenbestuhlung

#### Kleines Atrium

500m² 	3.36m 	400 	300 	240 	500 
----------------------------------------------------------------------------------------------	----------------------------------------------------------------------------------------------	--------------------------------------------------------------------------------------------	--------------------------------------------------------------------------------------------	----------------------------------------------------------------------------------------------	----------------------------------------------------------------------------------------------

#### Großer Saal

340m² 	3.36m 	300 	200 	170 	350 
----------------------------------------------------------------------------------------------	----------------------------------------------------------------------------------------------	--------------------------------------------------------------------------------------------	--------------------------------------------------------------------------------------------	----------------------------------------------------------------------------------------------	----------------------------------------------------------------------------------------------

#### Großer Saal und Terrasse

473m² 	3.36m 	k.A. 	280 	k.A. 	k.A. 
----------------------------------------------------------------------------------------------	----------------------------------------------------------------------------------------------	---------------------------------------------------------------------------------------------	--------------------------------------------------------------------------------------------	-----------------------------------------------------------------------------------------------	-----------------------------------------------------------------------------------------------

#### Foyer Großer Saal

208m² 	3.36m 	200 	k.A. 	k.A. 	k.A. 
----------------------------------------------------------------------------------------------	----------------------------------------------------------------------------------------------	--------------------------------------------------------------------------------------------	---------------------------------------------------------------------------------------------	-----------------------------------------------------------------------------------------------	-----------------------------------------------------------------------------------------------


#### Galerie B-C

100m² 	3.36m 	60 	70 	40 	80 
----------------------------------------------------------------------------------------------	----------------------------------------------------------------------------------------------	-------------------------------------------------------------------------------------------	-------------------------------------------------------------------------------------------	---------------------------------------------------------------------------------------------	---------------------------------------------------------------------------------------------

#### Galerie B

50m² 	3.36m 	30 	30 	20 	40 
---------------------------------------------------------------------------------------------	----------------------------------------------------------------------------------------------	-------------------------------------------------------------------------------------------	-------------------------------------------------------------------------------------------	---------------------------------------------------------------------------------------------	---------------------------------------------------------------------------------------------

## Galerie C

50m <sup>2</sup> 	3.36m 	30 	30 	20 	40 
-------------------------------------------------------------------------------------------------------	--------------------------------------------------------------------------------------------	-----------------------------------------------------------------------------------------	-----------------------------------------------------------------------------------------	-------------------------------------------------------------------------------------------	-------------------------------------------------------------------------------------------

## Doppel-Konferenzraum

84m <sup>2</sup> 	3.30m 	60 	70 	36 	80 
-------------------------------------------------------------------------------------------------------	--------------------------------------------------------------------------------------------	-----------------------------------------------------------------------------------------	-----------------------------------------------------------------------------------------	-------------------------------------------------------------------------------------------	-------------------------------------------------------------------------------------------

## Konferenzraum

42m <sup>2</sup> 	3.30m 	30 	30 	20 	40 
-------------------------------------------------------------------------------------------------------	--------------------------------------------------------------------------------------------	-----------------------------------------------------------------------------------------	-----------------------------------------------------------------------------------------	-------------------------------------------------------------------------------------------	-------------------------------------------------------------------------------------------

## AUSSTATTUNG DER VERANSTALTUNGSRÄUME



Barrierefrei



Klimaanlage



Business-Center



Vollverdunklung



Technisches Personal inhouse



Tageslicht



WLAN in den Veranstaltungsräumen

## AUSSTATTUNG DES HOTELS



Fitnessbereich



Sauna



Swimmingpool



336 Zimmer




2 behindertengerechte Zimmer


## DOWNLOADS ZUM HOTEL

[BER03\\_HI\\_Berlin\\_City\\_West.pdf](#)[Hotelgrundriss.pdf](#)

## LOCATION & ANBINDUNG



 **7,5 KM**  
Hauptbahnhof

 **4,1 KM**  
Messegelände

 **2,7 KM**  
Flughafen Tegel (TXL)

 **24,6 KM**  
Flughafen Schönefeld (SXF)

## KONTAKT



Holiday Inn Berlin City-West ★ ★ ★ ★

Rohrdamm 80


D-13629 Berlin - Spandau

<http://www.hibe.info>


## BILDERGALERIE



Holiday Inn Berlin City-  
© West



Holiday Inn Berlin City-  
© West



Holiday Inn Berlin City-  
© West



Holiday Inn Berlin City-  
© West



Holiday Inn Berlin City-  
© West