










SANA BERLIN HOTEL GMBH

[Link to meeting guide Berlin](#)







The SANA Berlin Hotel offers 6 modern, state-of-the-art conference rooms – all with natural light - which provide just the right atmosphere for focused, creative events. Lunches and coffee breaks can be set up outside on the patio or in the Lobby Bar. Both spaces are located next to the main meeting room Lisboa. Capacity for up to 120 persons. The smaller meeting rooms Porto I-III are located on the 7th floor and feature a chic terrace with great city views and a balcony around the whole room, with an impressive view over Berlin. Capacity for up to 80 people.

EVENT SPACES






 max. room dimension up to 185m² - 6 Event spaces total -  max. room height up to 2,90m -  Exhibition space from 1 to 185m²

 Room area -  Room height -  Welcome reception -  Banquet -  Classroom -  Arrange seating in rows

Lisboa I

58m ² 	2.90m 	40 	30 	38 	40 
--	---	--	--	--	--







Lisboa II

62m ² 	2.90m 	40 	30 	38 	40 
--	---	--	--	--	--



Lisboa III

62m ² 	2.90m 	40 	30 	38 	40 
--	---	--	--	--	--




Lisboa I-II

120m ² 	2.90m 	80 	60 	65 	80 
---	---	--	--	--	--





Lisboa II+III

124m ² 	2.90m 	80 	60 	65 	80 
---	---	--	--	--	--







Lisboa I+II+III

185m ² 	2.90m 	150 	110 	90 	130 
---	---	---	---	--	---

Porto I

65m ² 	2.50m 	35 	20 	24 	35 
--	---	--	--	--	--







Porto II

47m ² 	2.50m 	30 	20 	20 	30 
--	---	--	--	--	--








Porto III

45m ² 	2.50m 	30 	20 	20 	30 
--	---	--	--	--	--

Porto I+II+III



157m ² 	2.50m 	80 	60 	60 	80 
---	---	--	--	--	--

EQUIPMENT IN EVENT SPACES

 Accessible -  Air conditioned -  Audio system -  Full darkness -  In-house technical personnel -  Natural light -  WiFi in event spaces

HOTEL EQUIPMENT

 Fitnessbereich -  Sauna -  Swimmingpool

 208 Rooms -  6 Accessible rooms


DOWNLOADABLE MATERIAL ABOUT THE HOTEL


 [MeetingsEventsGE-factsheet.pdf](#)


 [MeetingsEventsEN-factsheet.pdf](#)


LOCATION & ACCESS




3,6 KM
main station


3,8 KM
fairground


7,3 KM
airport Tegel (TXL)


17,9 KM
airport Schönefeld (SXF)

CONTACT



© SANA Berlin Hotel GmbH
SANA Berlin Hotel GmbH 4 Sterne+ ★ ★ ★ ★ +
Nürnberger Str. 33/34
D-10777 Berlin - Buch
<http://www.berlin.sanahotels.com>

GALLERY



© SANA Berlin Hotel GmbH



© SANA Berlin Hotel GmbH



© SANA Berlin Hotel GmbH



© SANA Berlin Hotel GmbH