

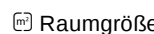
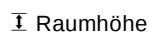



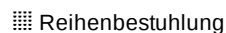
ESMT - EUROPEAN SCHOOL OF MANAGEMENT AND TECHNOLOGY

[Link zum Meeting Guide Berlin](#)

Der Berliner Campus der European School of Management and Technology befindet sich im denkmalgeschützten, ehemaligen Staatsratsgebäude der DDR am Schlossplatz. Die großzügigen Räumlichkeiten der privaten Business School bieten heute hinter der historischen Fassade auf ca. 4.000 m² vielfältige Möglichkeiten für Ihre Eventideen. Unter den zahlreichen Räumen befinden sich zwei Hörsäle, diverse Seminarräume, zwei große Foyerbereiche und das frei bestuhlbare Auditorium Maximum für max. 360 Personen. Oder nutzen Sie unseren Garten mit ca. 4.000 m² Fläche - zentral in Berlins historischer Mitte.

VERANSTALTUNGSRÄUME

 max. Raumgröße bis 520.00m²
 8 Veranstaltungsräume
 max. Raumhöhe bis 9,50m
  Ausstellungsflächen von 25 bis 4000m²

 Raumgröße
  Raumhöhe
 Empfang
 Bankett
  Parlamentarische Bestuhlung
 Reihenbestuhlung




Auditorium Maximum

520m ² 	9.54m 	360 	252 	310 	360 
--------------------------------------------------------------------------------------------------------	--------------------------------------------------------------------------------------------	------------------------------------------------------------------------------------------	------------------------------------------------------------------------------------------	--------------------------------------------------------------------------------------------	--------------------------------------------------------------------------------------------


Foyer 2

434m ² 	6.26m 	250 	180 	k.A. 	k.A. 
----------------------------------------------------------------------------------------------------------	----------------------------------------------------------------------------------------------	--------------------------------------------------------------------------------------------	--------------------------------------------------------------------------------------------	-----------------------------------------------------------------------------------------------	-----------------------------------------------------------------------------------------------






Foyer 1

413m ² 	5.95m 	250 	140 	k.A. 	k.A. 
----------------------------------------------------------------------------------------------------------	----------------------------------------------------------------------------------------------	--------------------------------------------------------------------------------------------	--------------------------------------------------------------------------------------------	-----------------------------------------------------------------------------------------------	-----------------------------------------------------------------------------------------------

Forum

108m ² 	5.53m 	k.A. 	k.A. 	30 	60 
----------------------------------------------------------------------------------------------------------	----------------------------------------------------------------------------------------------	---------------------------------------------------------------------------------------------	---------------------------------------------------------------------------------------------	---------------------------------------------------------------------------------------------	---------------------------------------------------------------------------------------------

Garden View

103m ² 	2.83m 	k.A. 	k.A. 	20 	30 
----------------------------------------------------------------------------------------------------------	----------------------------------------------------------------------------------------------	---------------------------------------------------------------------------------------------	---------------------------------------------------------------------------------------------	---------------------------------------------------------------------------------------------	---------------------------------------------------------------------------------------------

Bookshop

73m ² 	4.20m 	k.A. 	k.A. 	20 	40 
---------------------------------------------------------------------------------------------------------	----------------------------------------------------------------------------------------------	---------------------------------------------------------------------------------------------	---------------------------------------------------------------------------------------------	---------------------------------------------------------------------------------------------	---------------------------------------------------------------------------------------------

AUSSTATTUNG DER VERANSTALTUNGSRÄUME



Klimaanlage



Audiosystem



Technisches Personal inhouse



Tageslicht



Projektionstechnik

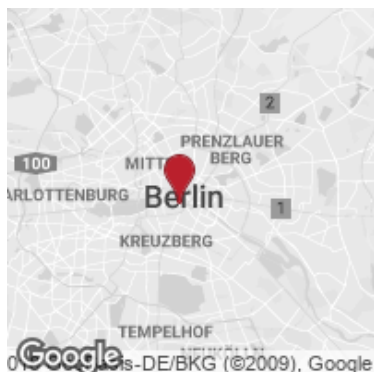


WLAN in den Veranstaltungsräumen

DOWNLOADS ZUR LOCATION

[2017_v2_ESMT_Rauminformationen_Basic_Room_information.pdf](#)[ESMT-Eventbroschüre_DEU_A4.pdf](#)[ESMT-Eventbrochure_ENG_A4.pdf](#)

LOCATION & ANBINDUNG

**2,3 KM**
Hauptbahnhof**8,3 KM**
Messegelände**9,0 KM**
Flughafen Tegel (TXL)**16,6 KM**
Flughafen Schönefeld
(SXF)

KONTAKT



ESMT Berlin Campus

Schlossplatz 1

D-10178 Berlin - Mitte

<https://www.esmt.org/school-networks/events/esmt-event-location>


BILDERGALERIE




© ESMT GmbH



© ESMT GmbH



© ESMT GmbH



© ESMT GmbH



© ESMT GmbH