

## TITANIC CHAUSSEE BERLIN


[Link to meeting guide Berlin](#)

The Convention Center features a separate entrance and was designed to host a variety of business and social events such as Conventions, Exhibitions and Conferences as well as dinner parties and weddings for up to 1.500 people. The main plenary room has a total size of 1.400 sqm and 9 m ceilings and features a car entrance and state-of-the-art A/V equipment. For smaller events it can be divided into 3 separate sections. All 7 modern conference rooms are located on the first floor and can easily be reached from the main plenary room. Sizes range from 45 sqm to 175 sqm and floor-to-ceiling windows.

### EVENT SPACES

 max. room dimension up to 1400m<sup>2</sup>

11 Event spaces total

 max. room height up to 7m


 Exhibition space from 10 to 1400m<sup>2</sup>


 Room area

 Room height

 Welcome reception

 Banquet

 Classroom

 Arrange seating in rows





#### Saal I

287m <sup>2</sup> 	6.90m 	300 	170 	150 	250 
--	--	--	--	--	--





#### Saal II

283m <sup>2</sup> 	6.90m 	300 	170 	150 	250 
--	--	--	--	--	--

#### Saal III

789m <sup>2</sup> 	6.90m 	850 	650 	430 	650 
--	--	--	--	--	--

#### Saal I+II+III

1400m <sup>2</sup> 	6.90m 	1450 	990 	730 	1150 
---	--	---	--	--	---

#### Saal II+III

1072m <sup>2</sup> 	6.90m 	1150 	820 	580 	900 
---	--	---	--	--	--

#### Konferenzraum Berlin

66m <sup>2</sup> 	2.95m 	45 	30 	30 	30 
---	--	---	---	---	---

#### Konferenzraum München

175m <sup>2</sup> 	2.95m 	150 	90 	80 	140 
--	--	--	---	---	--

**Konferenzraum Leipzig**

71m <sup>2</sup> 	2.95m 	45 	40 	40 	60 
---	--	---	---	---	---

**Konferenzraum Frankfurt**

175m <sup>2</sup> 	2.95m 	150 	90 	80 	140 
--	--	--	---	---	--

**Konferenzraum Dresden**

65m <sup>2</sup> 	2.95m 	60 	30 	30 	45 
---	--	---	---	---	---

**EQUIPMENT IN EVENT SPACES**

Accessible



Air conditioned



Audio system



Fixed stage



Full darkness



In-house technical personnel



Natural light



Projection technology



WiFi in event spaces

**HOTEL EQUIPMENT**

Fitnessbereich



Sauna



Swimmingpool



389 Rooms





15 Accessible rooms


## LOCATION & ACCESS



 **1,3 KM**  
main station

 **7,5 KM**  
fairground

 **7,0 KM**  
airport Tegel (TXL)

 **18,9 KM**  
airport Schönefeld (SXF)

## CONTACT



TITANIC Chaussee Berlin ★ ★ ★ ★

Chausseestr. 30

D-10115 Berlin - Mitte

<http://www.titanic.com.tr/titanicchausseeberlin>

## GALLERY



© TITANIC Chaussee Berlin



© TITANIC Chaussee Berlin



© TITANIC Chaussee Berlin



© TITANIC Chaussee Berlin



© TITANIC Chaussee Berlin