










CROWNE PLAZA BERLIN CITY CENTRE

[Link zum Meeting Guide Berlin](#)







Das 4-Sterne-Plus Hotel verfügt über eine sehr gute Lage zwischen Kurfürstendamm und KaDeWe, es ist mit dem Auto oder öffentlichen Verkehrsmitteln sehr gut erreichbar und liegt im Herzen der Berliner City West, unweit der Kaiser Wilhelm Gedächtniskirche und dem Breitscheidplatz. Für Tagungen und Events stehen in diesem „Certified Conference Hotel“ 13 Konferenzräume mit insgesamt 1.278 m² bereit. Die 423 Zimmer im Crowne Plaza Berlin City Centre sind komplett renoviert; das neue Design verbindet entspanntes Wohnen mit einem angenehmen Arbeitsplatz. Highspeed Internet mit 1.000 MBit ist in den Zimmern und Tagungsräumen verfügbar. Pool, Sauna & ein Fitnessraum sind vorhanden.

VERANSTALTUNGSRÄUME

 max. Raumgröße bis 622m² - 13 Veranstaltungsräume -  max. Raumhöhe bis 4,50m -  Ausstellungsflächen von 120 bis 622m²

 Raumgröße -  Raumhöhe -  Empfang -  Bankett -  Parlamentarische Bestuhlung -  Reihenbestuhlung


Conference Center

622m ² 	4.50m 	1000 	400 	350 	600 
---	---	--	---	---	---






Sektion I

139m ² 	4.50m 	200 	96 	85 	160 
---	---	---	--	--	---







Sektion II

157m ² 	4.50m 	210 	96 	110 	180 
---	---	---	--	---	---







Sektion I+II

296m ² 	4.50m 	410 	204 	205 	400 
--	--	--	--	--	--



Sektion III

146m ² 	4.50m 	200 	96 	105 	180 
---	---	---	--	---	---



Sektion II + III

303m ² 	4.50m 	410 	204 	210 	400 
---	---	---	---	---	---







Wilson's Patio & Terrace

190m ² 	3.20m 	200 	120 	120 	180 
---	---	---	---	---	---







London

70m ² 	3.20m 	60 	48 	45 	50 
--	---	--	--	--	--










Paris

64m ² 	3.20m 	60 	48 	45 	50 
--	---	--	--	--	--

Berlin

105m ² 	3.20m 	100 	60 	48 	70 
---	---	---	--	--	--

AUSSTATTUNG DER VERANSTALTUNGSRÄUME

 Barrierefrei -  Klimaanlage -  Audiosystem -  Business-Center -  Feste Bühne -  Vollverdunklung -  Technisches Personal inhouse -  Tageslicht -  WLAN in den Veranstaltungsräumen

AUSSTATTUNG DES HOTELS

 Fitnessbereich -  Sauna -  Swimmingpool

 423 Zimmer -  2 behindertengerechte Zimmer

DOWNLOADS ZUM HOTEL


 [Anfahrt](#)


 [Directions](#)

 [Factsheet Crowne Plaza Berlin](#)


LOCATION & ANBINDUNG




2,9 KM
Hauptbahnhof


4,2 KM
Messegelände


7,1 KM
Flughafen Tegel (TXL)


18,0 KM
Flughafen Schönefeld (SXF)

KONTAKT



© Crowne Plaza Berlin City Centre
Crowne Plaza Berlin City Centre 4 Sterne+ ★ ★ ★ ★ +
Nürnbergger Straße 65
D-10787 Berlin - Schöneberg
<http://www.cp-berlin.com>

BILDERGALERIE




© Crowne Plaza Berlin CityCentre



© Crowne Plaza Berlin CityCentre



© Crowne Plaza Berlin CityCentre



© Crowne Plaza Berlin City Centre



© Crowne Plaza Berlin City Centre



© Crowne Plaza Berlin City Centre